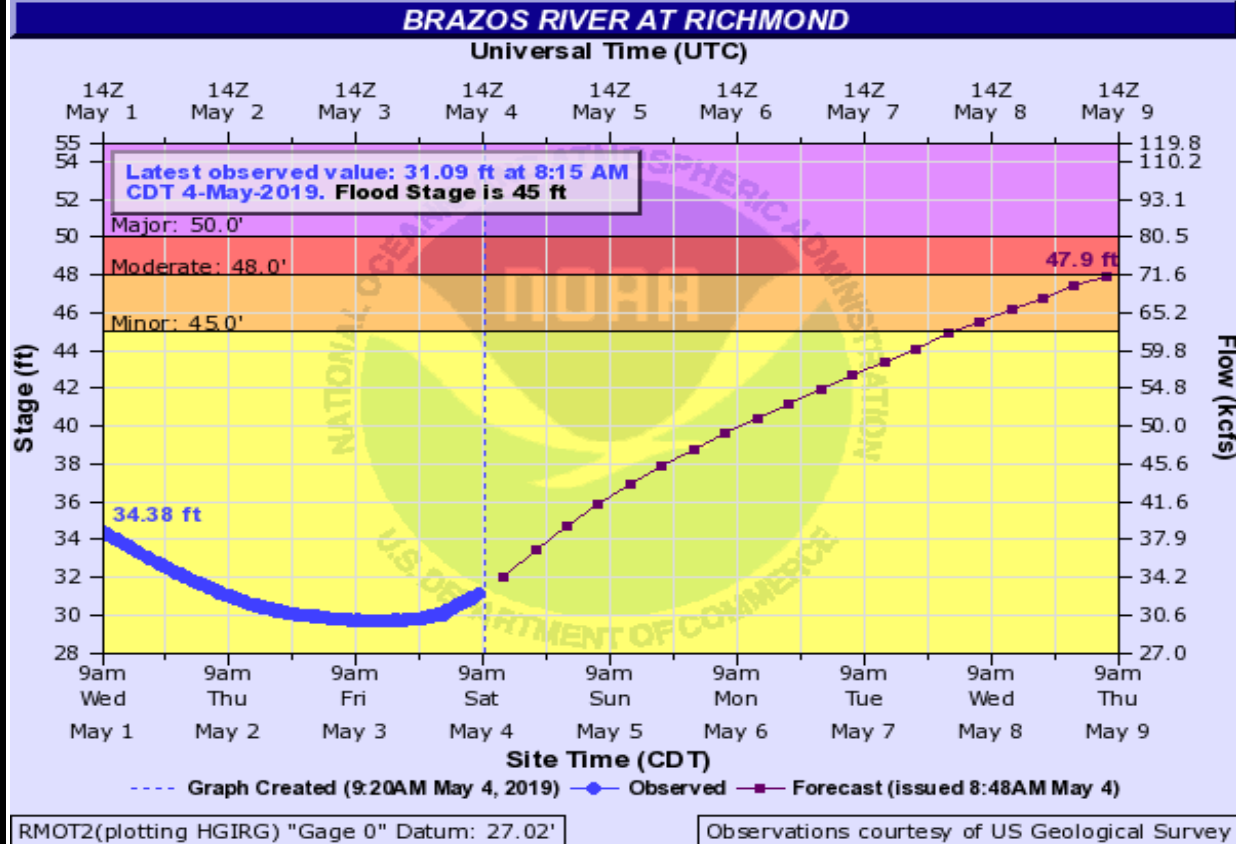


Situational Report - Active Forecast at Richmond Gage May 4, 2019 @ 10:00 AM



Brazos River in Action Stage and Forecasted to Hit Minor Flood Stage / Additional Rain Next Week

Latest Brazos River Forecast Graphic (WGRFC)



Brazos River Status

Current Levels					
Location	Datum Adj.	Cur. Stage	Cur. Category	Forecast	Time to Peak
Navasota River Near Normangee	245.00	14.60	Action Stage	17.80	05/06 @ 7 AM
Bryan (Brazos River)	189.30	37.95	Action Stage	47.60	05/06 @ 7 AM
Hempstead (Brazos River)	107.90	37.96	Action Stage	50.60	05/08 @ 1AM
Mill Creek Near Bellville	122.82	11.49	Below Action	No Forecast	Rising/Peaking
San Felipe (Brazos River)	0.00	109.16	Below Action	122.10	05/09 @ 1 AM*
Richmond (Brazos River)	27.02	31.09	Action Stage	47.90	05/08 @ 7AM*
Rosharon (Brazos River)	0.01	32.15	Below Action	47.60	05/09 @ 7AM*

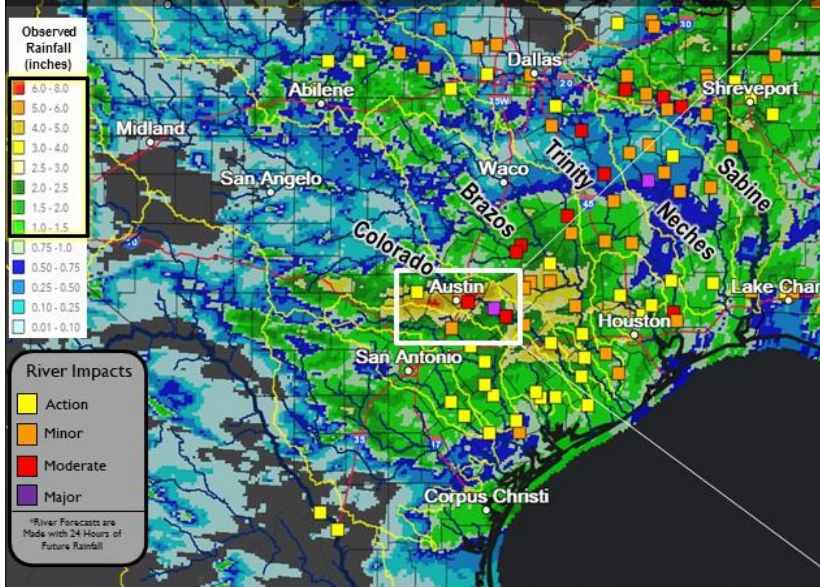
*Forecasts Shown is at end of Forecast Window and may not actually represent the peak.

National Weather Service - WGRFC Rainfall Status

Heavy Rain in Austin Area Yesterday

24 Hour Observed Rainfall and River Impacts for Texas and Austin Area

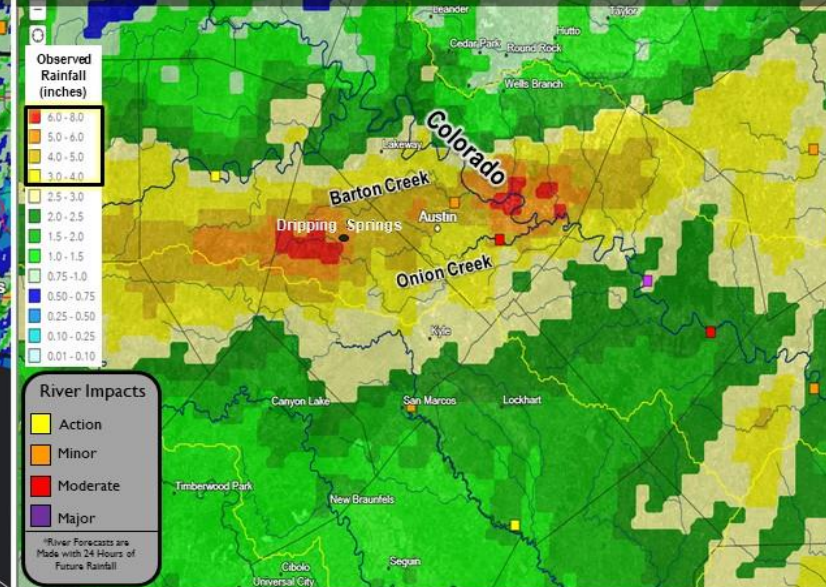
24 Hour Observed Rainfall (ending Saturday AM)



Austin area got hit with heavy rainfall up to 8" yesterday, with much of the rest of Texas getting another 1-2". Over 1/3 of forecast points in Texas are out of banks

West Gulf River Forecast Center
Issued May 4, 2019 10:05 AM CT

24 Hour Rainfall Over Austin Area



Hays County near Dripping Springs saw nearly 8" along with areas near Austin. This caused Major Flooding along Barton and Onion Creeks among others. Many of these creeks have crested and the flood is moving downstream

Current forecast includes the precipitation received plus the precipitation forecasted over the next 24 hours.

Flood Categories at Richmond		Historical Period Mean: 16.40 (1998-2018)		Historical Period Peak: 37.92 (1998-2018)	
Major Flood Stage	50	Previous 7 Days		Historical Peaks (Top 3)	
Moderate Flood Stage	48	31.09	Current Reading	High:	61.2 (12/10/1913)
Flood Stage	45	37.80	Peak Reading		55.19 (09/01/2017)
Action Stage	20	33.41	Average Reading		54.74 (06/02/2016)
Low Stage	0				