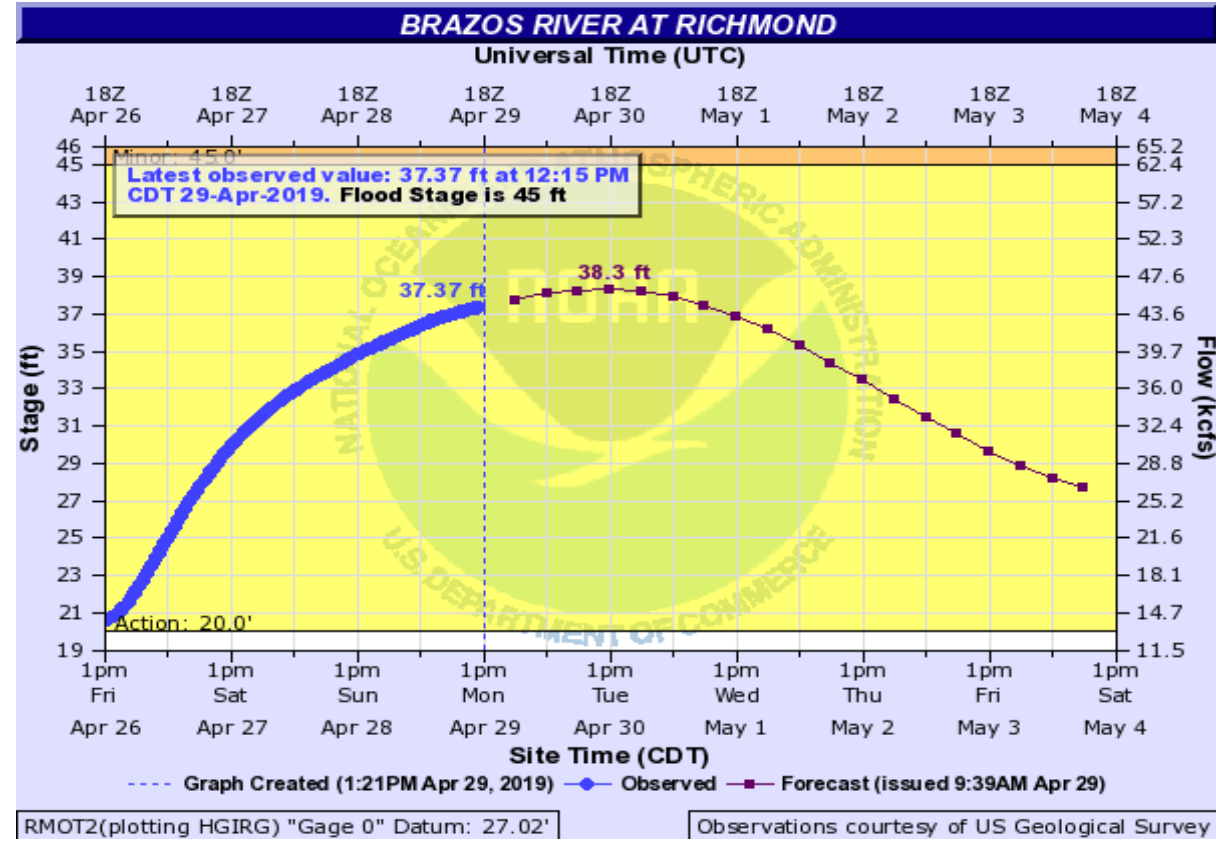


# Flood Risk Assessment Week of April 29, 2019

## Action Stage - Cloudy with Rain in the Forecast over the Next Several Days

### Brazos River Status

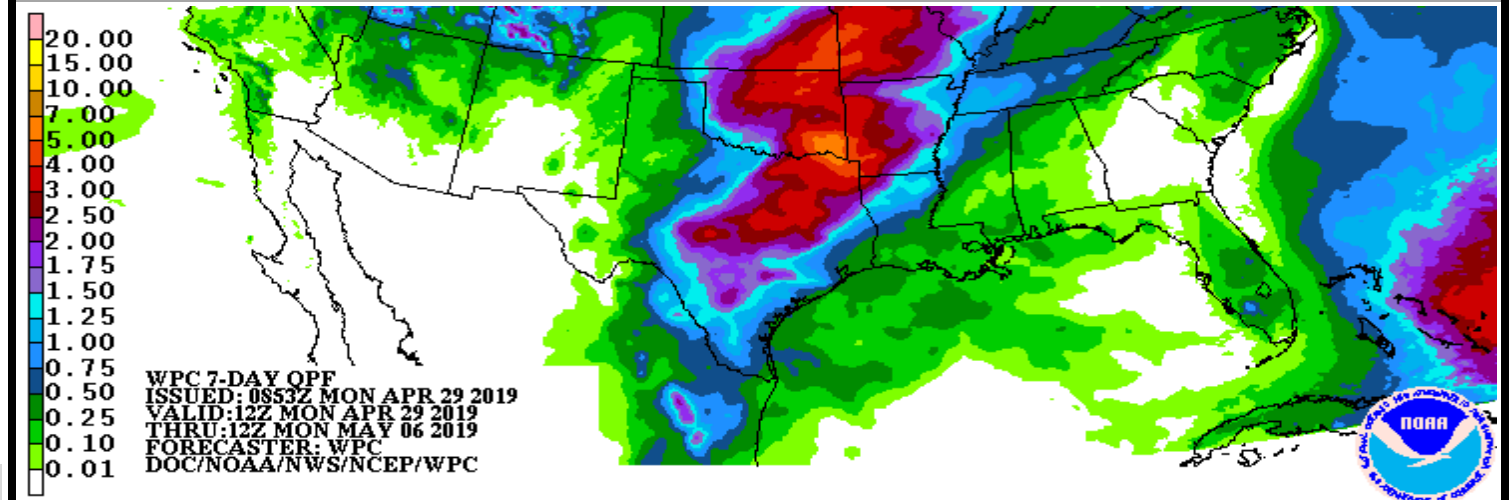
#### Latest Brazos River Forecast Graphic (WGRFC)



#### Current Levels \*Forecasts Shown Below Current is Proposed Gage Reading at End of Forecast Window

Location	Datum Adj.	Cur. Stage	Cur. Category	Forecast
Navasota River Near Normangee	245.00	15.64	Flood Stage	10.70
Bryan (Brazos River)	189.30	22.53	Below Action	No Forecast
Hempstead (Brazos River)	107.90	36.57	Action Stage	27.30
Mill Creek Near Bellville	122.82	3.66	Below Action	No Forecast
San Felipe (Brazos River)	0.00	111.54	Below Action	No Forecast
Richmond (Brazos River)	27.02	37.37	Action Stage	38.30
Rosharon (Brazos River)	0.01	37.97	Below Action	40.10

#### 7 Day Rainfall Forecast (NOAA Quantitative Precipitation Forecast)



River forecasts for this location take into account past precipitation and the precipitation amounts expected approximately 24 hours into the future from the forecast issuance time.

Historical Period Mean:	15.47	(10/98 - 02/19)
Historical Period Peak:	37.61	(10/98 - 02/19)

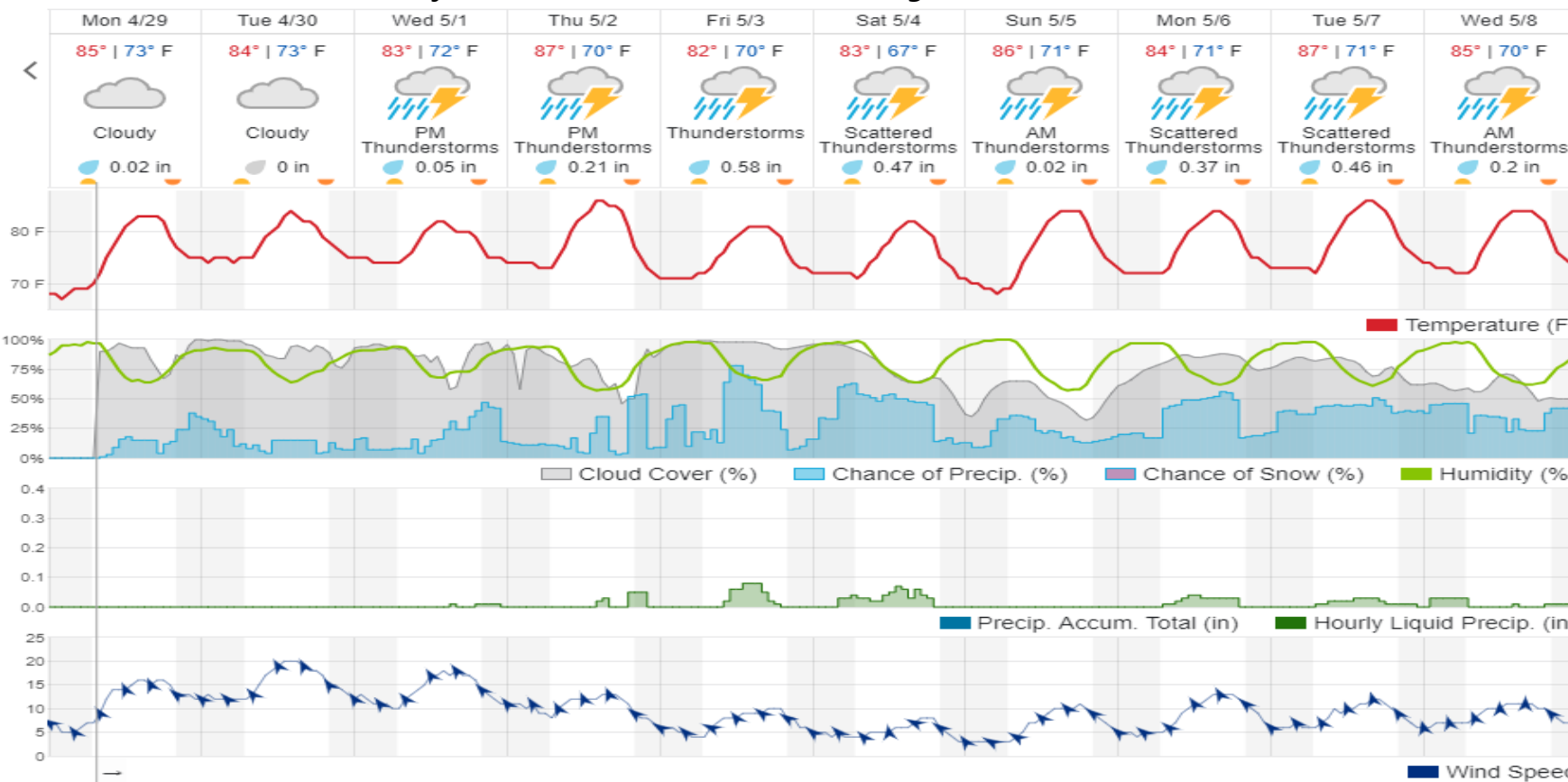
Flood Categories		Previous 7 Days		Historical Peaks (Top 3)	
Major Flood Stage	50	37.37	Current Reading	High:	61.20 (12/10/1913)
Moderate Flood Stage	48	37.37	Peak Reading		55.19 (09/01/2017)
Flood Stage	45	26.67	Average Reading		54.74 (06/02/2016)
Action Stage	20				
Low Stage	0				

#### Rainfall (Inches) Summaries for 2019 \*As Reported by NWS and USGS, Data Subject to Change

Location	Week's Forecast	Last Week	April (MTD)	2019 (YTD)	YTD Normal (Thru April)	Drought Cond. (04/23)
College Station (NOAA)	2.00	2.07	5.65	14.18	11.92	None
Brenham (NOAA)	1.50	0.56	3.49	9.06	12.86	None
Richmond (USGS)	1.00	0.05	1.96	6.61	12.93	None
Sugar Land (NOAA)	0.75	0.07	2.49	8.91	13.41	None
Bush Interc. (NOAA)	0.50	0.09	3.37	9.67	13.30	None

### Weekly Weather Forecast

#### 7 Day Weather Forecast (WeatherUnderground for Richmond)



#### NWS Forecast Discussion

The warm weather will continue this week. Earlier forecasts brought a cold front through the region on Thursday/Thursday night. The current suite of models now bring it close to SETX or stall it over SETX Saturday. In the short term the issues are winds and sky cover with the gradient drawing Gulf moisture into the area. The gradient may relax a bit today but then strengthen Tuesday. Strong cap should be in place across the southern half of the region leading to only a slight/very slight chance of showers with daytime heating. Closer to the College Station/Crockett area the cap may weaken enough for showers and thunderstorms Tuesday night. Chances increase for precipitation Wednesday as SW flow aloft brings a series of upper level disturbance through Mexico and up through TX though the storm track has shifted further northwest with SETX likely a little more capped than in previous forecasts for Wednesday...again the greater rain chances will be over the northern counties. Thursday still is a challenging forecast as flow aloft becomes more northwesterly with the passage of a sheared out upper trough...while PW surges up in the region. GFS/ECMWF still differ dramatically on where deep convection develops and tracks... ECMWF brings a cluster/line through SETX while the GFS and (GFS ensemble) takes the heavier precipitation axis across the far northern counties or just north of the CWA. This should alleviate some of the heavy rain concerns from earlier. Of course it will be early May and mesoscale phenomenon occasionally build upscale altering the forecast and the shortwave associated with this feature hasn't been well sampled yet. This may leave a boundary for later convection to develop off of Friday so will continue with chance pops Friday. PW forecast for Friday approaches 2.0" which is closer to the second deviation from normal. Trend is for the weak frontal boundary to sag close to or into the northern areas Saturday with weak capping but light winds in the lower levels. Scattered showers and thunderstorms should remain in the forecast for Saturday with lower rain chances for Sunday. Temperatures this week should run near to slight above normal for highs but above normal for low temperatures with the relatively persistent onshore flow and Gulf moisture.